


Scarecrow Tot Pack

from [1+1+1=1](#)




Follow Along with us...



Please see [terms of use here](#).



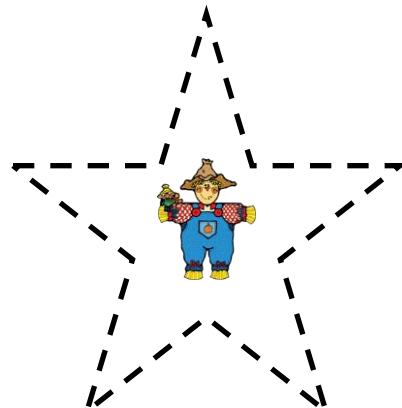



Ss is for

scarecrow




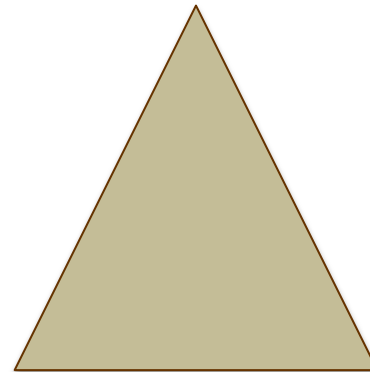






Cut out the Shapes

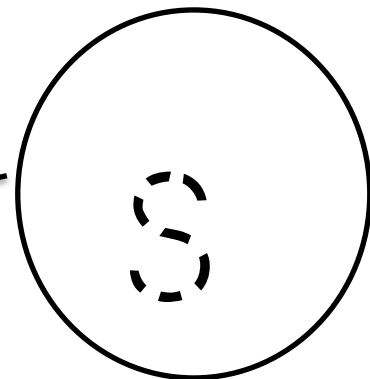
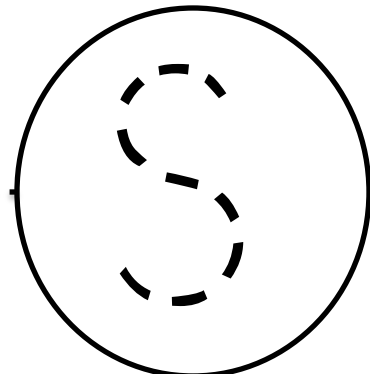

Modify to match the cutting ability of your child. Use either the cutting lines around the shape, or the grid cutting lines, or just cut them all out for your tot to use to glue and match on the next page.












Glue the Shapes

As your tot glues the matching shapes {cut out from the previous page} use vocabulary to emphasize colors and shape names!






scarecrow




cutting fun

Cut out the squares for your tot, have your tot cut on the solid grey lines.




cutting
fun

Cut out the
squares for
your tot,
have your
tot cut on
the solid
grey lines.



counting fun


1



2




3




4



5




Cut these out and help your tot count 1-5
to work on 1:1 correspondence on the previous page





Follow the letter **Ss**
to connect Scarecrow to the leaf

S	S	s	s	s	f	h	l
q	w	Y	p	S	t	y	u
x	z	e	j	S	e	b	v
C	v	O	a	S	X	c	N
i	o	M	c	S	S	s	s
U	b	Y	n	t	r	v	s
a	Z	F	g	h	P	o	s






Count from 1-20 with Scarecrow

Be careful to ignore all of the letters and only find the numbers!

l	2	b	v	K	i	x	P
A	3	G	h	12	13	14	15
R	4	q	h	ll	n	w	16
s	5	6	Z	10	m	J	17
d	t	7	8	9	z	K	18
F	y	r	I	c	l	M	19
a	E	D	o	V	p	b	20





5





4

3

2








1







can you color the leaves to match?



1 - brown


2 - yellow

3 - blue

4 - green

5 - black

6 - red



The following pages are story props to go along with the book, *The Falling Leaves and the Scarecrow*. We print these on cardstock, laminate, cut out, and add tiny magnets.

