

Pumpkin WORD FAMILY SLIDES

FREE



Pumpkin Word Family Slides

To prepare

- Print off either the color or black and white pumpkins and word slides. Use card to stiffen it a bit, or laminate for durability.
- Cut slits in the pumpkins using the dotted lines as guides.
- Thread the word or picture strips through the bottom slit from the back, then slide it into the top slit from the front.

To play

- Children slide the word and picture strips up and down until the word matches the picture.
- Make sure children read the words out loud as they make them.
- Another option is to make a word (but not say it) and then ask your child to find the picture; or give them a picture and ask them to make the correct word.

I hope your little ones enjoy this game and wish you happy teaching and learning!



Liz


Looking for more free word family printables? Click on these!

Word Jump Board Game
Word Family Origami Pinwheel
CVC Words in a Matchbox


CREDITS

















h



c



r



s



b



-at

-at

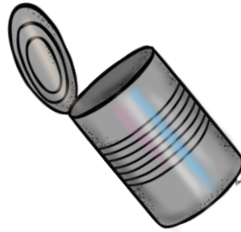
b



t



f



p



w



-in

-in


v



n



j



p



w



-et

-et

h



c



t



p



m



-op

-op

b



r



h



j




m



-ug

-ug


h




c




r



s



b



-at

-at


b



t




f



p



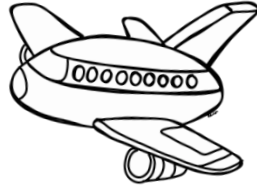
w



-in

-in


v



n



j



p



w



-et

-et

h



c



t



p



m




-op

-op

b




r



h



j



m



-ug

-ug