


My Little Pony Preschool Pack

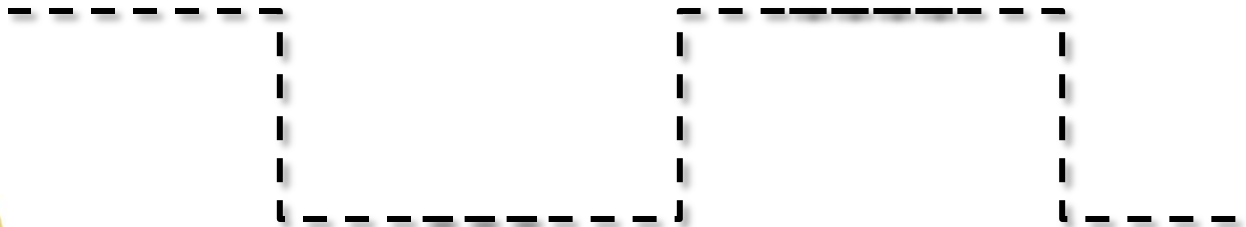



from [1+1+1=1](#)

[Digital Easy Reader...](#)



Please see [terms of use here](#).



Tracing Shapes





Fluttershy

Rainbow
Dash

Rarity



Applejack

Coconut
Cream

Beachberry



Sweetsong

Pinkie
Pie

Skywishes



Rainbow Dash



R

Y
n
s
e
t
t
u
t
t
e



t
t
t

A p p l e j a c k



A a

skywishies



ss

Cutting Fun

Adult: cut on the solid line to make cutting strips, then have your child cut on the dotted lines.



Gluing Fun

Use the ponies you cut out on the previous page to match and glue on this page!



1

2

3

4

5

6

7

8

9

10





Follow the letter **Pp** to connect the ponies!

p	P	p	P	e	i	Y	T
F	y	t	p	d	j	J	z
T	d	R	P	n	h	z	b
s	o	u	P	r	X	c	i
g	b	w	p	p	P	p	P
x	r	K	v	h	o	v	P
q	z	e	q	m	c	k	p






Count from 1-20

Be careful to ignore all of the letters and only find the numbers!


l	2	b	v	K	i	x	P
A	3	G	h	12	13	14	15
R	4	q	h	ll	n	w	16
s	5	6	Z	10	m	J	17
d	t	7	8	9	z	K	18
F	y	r	I	c	l	M	19
a	E	D	o	V	p	b	20











Counting
Fun

Cut these out and
help your child
count 1-7
to work on 1:1
correspondence on
the previous page





5						
4						
3						
2						
1						
						

										
										
										
										
										
										
10	9	8	7	6	5	4	3	2	1	

My Little Pony Nomenclature

For more Montessori Printables, visit [1+1=1 Montessori Printables](http://www.1plus1plus1equals1.com)

Nomenclature cards are a [Montessori](http://www.1plus1plus1equals1.com) based idea. The word Nomenclature comes from the Latin “*nomenclatura*” which means *assigning of names to things*. Nomenclature cards are also called “3 part cards” for obvious reasons!

Montessori Print Shop has an excellent post explain the “[What, Why and How of Nomenclature Cards](http://www.1plus1plus1equals1.com)” I recommend visiting the post to learn more!

Options

We use our [mini pocket chart](http://www.1plus1plus1equals1.com) when working with 3 part vocabulary cards, you can see Krash in action on the left, he was using the cards from our [How To Train Your Dragon](http://www.1plus1plus1equals1.com) Preschool Pack. Most of our [Preschool Packs](http://www.1plus1plus1equals1.com) have a set of 3 part cards! You can also see him using a set [of Insect cards from Montessori Print Shop](http://www.1plus1plus1equals1.com) in the photo on the right.





Sweetsong



Fluttershy



Rainbow Dash



Applejack



Coconut Cream



Beachberry



Sweetsong



Fluttershy



Rainbow Dash



Applejack



Coconut Cream



Beachberry



Skywishes



Rarity



Pinkie Pie



Peachy Pie



Twilight Sparkle



Gardenia Glow



Skywishes



Rarity



Pinkie Pie



Peachy Pie



Twilight Sparkle



Gardenia Glow

My Little Pony Colors



Staple Here



Pinky Pie is pink.



Rarity is white.



Rainbow Dash is blue.

Staple Here



Sweetsong is purple.



Fluttershy is yellow.



Applejack is orange.



I like Ponies

Cut and sort!

WINGS



NO WINGS



Which one is DIFFERENT?



Draw a Line to match the pony to her name, pay attention to the BEGINNING SOUND!



Rarity

Beachberry

Pinky
Pie

Fluttershy

Coconut
Cream

Cut the rectangles out and mix them up to have your child match the sentences to the correct character!



I am Spike.



I am Rainbow Dash.



I am Beachberry.



I am Sweetsong.

Cut the rectangles out and mix them up to have your child match the sentences to the correct character!



I am Pinky Pie.



I am Gardenia Glow.



I am Applejack.



I am Coconut Cream.

Cut the rectangles out and mix them up to have your child match the sentences to the correct character!



I am Skywishes.



I am Twilight Sparkle.



I am Rarity.



I am Peachy Pie.